
















Community Satisfaction Survey




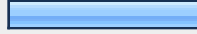













1. The island of Hawai'i is a safe place to live.			
		Response Percent	Response Count
Strongly Agree		17.7%	48
Agree		50.6%	137
Neutral		19.2%	52
Disagree		10.3%	28
Strongly Disagree		2.2%	6
		<i>answered question</i>	271
		<i>skipped question</i>	2



2. The island of Hawai'i is a safe place to work.			
		Response Percent	Response Count
Strongly Agree		21.0%	57
Agree		55.5%	151
Neutral		16.9%	46
Disagree		4.8%	13
Strongly Disagree		1.8%	5
		<i>answered question</i>	272
		<i>skipped question</i>	1






3. The island of Hawai'i is a safe place to visit.






		Response Percent	Response Count
Strongly Agree		15.7%	42
Agree		51.3%	137
Neutral		19.1%	51
Disagree		11.2%	30
Strongly Disagree		2.6%	7
		<i>answered question</i>	267
		<i>skipped question</i>	6


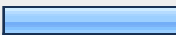



4. Under what circumstances, if any, did you have contact with the Hawai'i Police Department during the past year? (Please scroll down and check all that apply).






		Response Percent	Response Count
911 call		26.6%	71
Traffic stop		17.2%	46
Traffic accident		8.2%	22
Made a report		28.8%	77
Parking ticket		3.4%	9
Police community program		16.5%	44
Casual encounter with an officer		34.1%	91
Requested a record		9.7%	26
Registered a firearm		1.9%	5
Got fingerprinted		2.2%	6
Victim of a crime		13.5%	36
Witness to a crime		7.1%	19
Arrested for a crime		0.4%	1
Spoke with a detective		12.0%	32
No contact		16.9%	45
Do not wish to declare		4.5%	12
Other (please specify in the box below)		13.1%	35
		<i>answered question</i>	267
		<i>skipped question</i>	6






5. During the past year, did you have contact with a POLICE OFFICER from the Hawai'i Police Department?			
		Response Percent	Response Count
Yes		80.4%	213
No		19.6%	52
		<i>answered question</i>	265
		<i>skipped question</i>	8






6. 1. The officer I had contact with expressed interest in helping me.			
		Response Percent	Response Count
Strongly Agree		26.7%	56
Agree		31.4%	66
Neutral		18.6%	39
Disagree		11.4%	24
Strongly Disagree		11.9%	25
		<i>answered question</i>	210
		<i>skipped question</i>	63



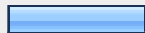

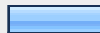
7. 2. The officer I had contact with showed concern for my safety.			
		Response Percent	Response Count
Strongly Agree		23.8%	50
Agree		30.5%	64
Neutral		23.8%	50
Disagree		12.9%	27
Strongly Disagree		9.0%	19
		<i>answered question</i>	210
		<i>skipped question</i>	63






8. 3. The officer I had contact with showed compassion.			
		Response Percent	Response Count
Strongly Agree		21.5%	45
Agree		26.3%	55
Neutral		25.4%	53
Disagree		12.4%	26
Strongly Disagree		14.4%	30
		<i>answered question</i>	209
		<i>skipped question</i>	64






9. 4. The officer I had contact with was professional.			
		Response Percent	Response Count
Strongly Agree		29.7%	62
Agree		31.1%	65
Neutral		21.1%	44
Disagree		6.7%	14
Strongly Disagree		11.5%	24
		<i>answered question</i>	209
		<i>skipped question</i>	64

10. 5. The officer I had contact with demonstrated integrity.			
		Response Percent	Response Count
Strongly Agree		26.8%	56
Agree		26.3%	55
Neutral		27.3%	57
Disagree		7.2%	15
Strongly Disagree		12.4%	26
		<i>answered question</i>	209
		<i>skipped question</i>	64

11. 6. The officer I had contact with paid attention to details.			
		Response Percent	Response Count
Strongly Agree		24.9%	52
Agree		34.0%	71
Neutral		18.7%	39
Disagree		11.5%	24
Strongly Disagree		11.0%	23
		<i>answered question</i>	209
		<i>skipped question</i>	64






12. 7. The officer I had contact with made me feel comfortable.			
		Response Percent	Response Count
Strongly Agree		23.9%	50
Agree		27.3%	57
Neutral		20.6%	43
Disagree		14.4%	30
Strongly Disagree		13.9%	29
		<i>answered question</i>	209
		<i>skipped question</i>	64



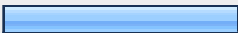


13. 8. The officer I had contact with helped resolve my situation.			
		Response Percent	Response Count
Strongly Agree		16.8%	35
Agree		22.6%	47
Neutral		27.9%	58
Disagree		14.4%	30
Strongly Disagree		18.3%	38
		<i>answered question</i>	208
		<i>skipped question</i>	65

14. 9. The officer I had contact with did his/her best job possible.			
		Response Percent	Response Count
Strongly Agree		24.8%	51
Agree		20.9%	43
Neutral		23.8%	49
Disagree		14.6%	30
Strongly Disagree		16.0%	33
		<i>answered question</i>	206
		<i>skipped question</i>	67

15. 10. The officer I had contact with treated me with aloha and respect.			
		Response Percent	Response Count
Strongly Agree		26.5%	54
Agree		29.9%	61
Neutral		23.5%	48
Disagree		7.8%	16
Strongly Disagree		12.3%	25
		<i>answered question</i>	204
		<i>skipped question</i>	69

16. Over the past year, did you have contact with a CIVILIAN EMPLOYEE of the Hawai'i Police Department?			
		Response Percent	Response Count
Yes		38.5%	99
No		61.5%	158
		<i>answered question</i>	257
		<i>skipped question</i>	16

17. 1. The civilian I had contact with expressed interest in helping me.			
		Response Percent	Response Count
Strongly Agree		31.4%	32
Agree		38.2%	39
Neutral		15.7%	16
Disagree		8.8%	9
Strongly Disagree		5.9%	6
		<i>answered question</i>	102
		<i>skipped question</i>	171






18. 2. The civilian I had contact with showed concern for my safety.			
		Response Percent	Response Count
Strongly Agree		25.0%	25
Agree		26.0%	26
Neutral		36.0%	36
Disagree		6.0%	6
Strongly Disagree		7.0%	7
		<i>answered question</i>	100
		<i>skipped question</i>	173






19. 3. The civilian I had contact with showed compassion.			
		Response Percent	Response Count
Strongly Agree		25.0%	25
Agree		33.0%	33
Neutral		28.0%	28
Disagree		6.0%	6
Strongly Disagree		8.0%	8
<i>answered question</i>			100
<i>skipped question</i>			173






20. 4. The civilian I had contact with was professional.			
		Response Percent	Response Count
Strongly Agree		28.7%	29
Agree		44.6%	45
Neutral		13.9%	14
Disagree		6.9%	7
Strongly Disagree		5.9%	6
<i>answered question</i>			101
<i>skipped question</i>			172






21. 5. The civilian I had contact with demonstrated integrity.			
		Response Percent	Response Count
Strongly Agree		28.0%	28
Agree		33.0%	33
Neutral		28.0%	28
Disagree		6.0%	6
Strongly Disagree		5.0%	5
		<i>answered question</i>	100
		<i>skipped question</i>	173

22. 6. The civilian I had contact with paid attention to details.			
		Response Percent	Response Count
Strongly Agree		26.3%	26
Agree		39.4%	39
Neutral		19.2%	19
Disagree		10.1%	10
Strongly Disagree		5.1%	5
		<i>answered question</i>	99
		<i>skipped question</i>	174

23. 7. The civilian I had contact with made me feel comfortable.			
		Response Percent	Response Count
Strongly Agree		27.7%	28
Agree		34.7%	35
Neutral		25.7%	26
Disagree		5.9%	6
Strongly Disagree		5.9%	6
		<i>answered question</i>	101
		<i>skipped question</i>	172






24. 8. The civilian I had contact with helped resolve my situation.			
		Response Percent	Response Count
Strongly Agree		28.3%	28
Agree		33.3%	33
Neutral		25.3%	25
Disagree		9.1%	9
Strongly Disagree		4.0%	4
		<i>answered question</i>	99
		<i>skipped question</i>	174






25. 9. The civilian I had contact with did his/her best job possible.			
		Response Percent	Response Count
Strongly Agree		32.3%	32
Agree		29.3%	29
Neutral		24.2%	24
Disagree		7.1%	7
Strongly Disagree		7.1%	7
		<i>answered question</i>	99
		<i>skipped question</i>	174






26. 10. The civilian I had contact with treated me with aloha and respect.			
		Response Percent	Response Count
Strongly Agree		30.6%	30
Agree		35.7%	35
Neutral		19.4%	19
Disagree		8.2%	8
Strongly Disagree		6.1%	6
		<i>answered question</i>	98
		<i>skipped question</i>	175






27. 1. If I need assistance, I am comfortable calling the Hawai'i Police Department			
		Response Percent	Response Count
Strongly Agree		27.6%	71
Agree		40.5%	104
Neutral		14.0%	36
Disagree		8.9%	23
Strongly Disagree		8.9%	23
		<i>answered question</i>	257
		<i>skipped question</i>	16

28. 2. I am comfortable contacting the Hawai'i Police Department to report a crime.			
		Response Percent	Response Count
Strongly Agree		32.3%	82
Agree		40.2%	102
Neutral		11.8%	30
Disagree		8.3%	21
Strongly Disagree		7.5%	19
		<i>answered question</i>	254
		<i>skipped question</i>	19

29. 3. I am comfortable contacting the Hawai'i Police Department to share information about a crime.			
		Response Percent	Response Count
Strongly Agree		27.2%	69
Agree		39.8%	101
Neutral		16.5%	42
Disagree		7.9%	20
Strongly Disagree		8.7%	22
		<i>answered question</i>	254
		<i>skipped question</i>	19



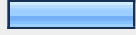





30. 4. I am confident in the ability of the Hawai'i Police Department to serve my needs.			
		Response Percent	Response Count
Strongly Agree		17.7%	45
Agree		26.0%	66
Neutral		26.8%	68
Disagree		13.4%	34
Strongly Disagree		16.1%	41
		<i>answered question</i>	254
		<i>skipped question</i>	19

31. 5. I believe the Hawai'i Police Department does a good job in keeping the island of Hawai'i safe.			
		Response Percent	Response Count
Strongly Agree		15.4%	39
Agree		31.9%	81
Neutral		26.8%	68
Disagree		14.6%	37
Strongly Disagree		11.4%	29
		<i>answered question</i>	254
		<i>skipped question</i>	19




















32. 6. I am satisfied in the way the Hawai'i Police Department responds to crime in my community.			
		Response Percent	Response Count
Strongly Agree		12.9%	33
Agree		25.4%	65
Neutral		22.7%	58
Disagree		20.7%	53
Strongly Disagree		18.4%	47
		<i>answered question</i>	256
		<i>skipped question</i>	17







33. Please provide information about your residency status by checking the appropriate box below.			
		Response Percent	Response Count
I am a resident of the island of Hawai'i.	<input checked="" type="checkbox"/>	95.7%	245
I am not a resident of the island of Hawai'i.	<input type="checkbox"/>	4.3%	11
		<i>answered question</i>	256
		<i>skipped question</i>	17









34. Have you been a resident of the island of Hawai'i all your life?			
		Response Percent	Response Count
Yes	<input checked="" type="checkbox"/>	33.6%	82
No	<input checked="" type="checkbox"/>	66.4%	162
		<i>answered question</i>	244
		<i>skipped question</i>	29

35. How long have you been a resident of the island of Hawai'i?			
		Response Percent	Response Count
Less than one year		0.0%	0
1-2 years		6.7%	11
2-5 years		14.7%	24
5-10 years		19.0%	31
10-15 years		11.0%	18
15-20 years		13.5%	22
20-25 years		13.5%	22
More than 25 years		20.9%	34
I do not wish to declare.		0.6%	1
		<i>answered question</i>	163
		<i>skipped question</i>	110

36. What is your zip code?

		Response Percent	Response Count
96704		3.3%	8
96710		0.0%	0
96718		0.0%	0
96719		1.2%	3
96720		29.8%	73
96721		0.8%	2
96725		1.2%	3
96726		1.2%	3
96727		0.4%	1
96728		0.0%	0
96737		1.6%	4
96738		2.4%	6
96739		0.0%	0
96740		16.7%	41
96743		0.8%	2
96745		1.6%	4
96749		11.8%	29
96750		1.2%	3
96755		1.6%	4
96760		0.8%	2
96764		0.0%	0
96771		0.4%	1
96772		1.2%	3
96773		0.4%	1

96774		0.0%	0
96776		0.0%	0
96777		0.4%	1
96778		10.2%	25
96780		0.8%	2
96781		0.8%	2
96783		0.0%	0
96785		4.1%	10
I do not wish to declare.		4.9%	12
	answered question		245
	skipped question		28

37. What is your age?				
			Response Percent	Response Count
Under 15			0.0%	0
15-17			0.0%	0
18-21			2.4%	6
22-34			16.1%	41
35-44			17.6%	45
45-54			18.4%	47
55-64			32.2%	82
65-74			9.4%	24
75-84			2.4%	6
85-94			0.0%	0
Over 94			0.0%	0
I do not wish to declare.			1.6%	4
			answered question	255
			skipped question	18

38. What can the Hawai'i Police Department do to serve you better?		
		Response Count
		190
		answered question
		190
		skipped question
		83